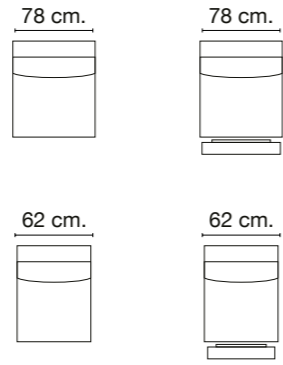


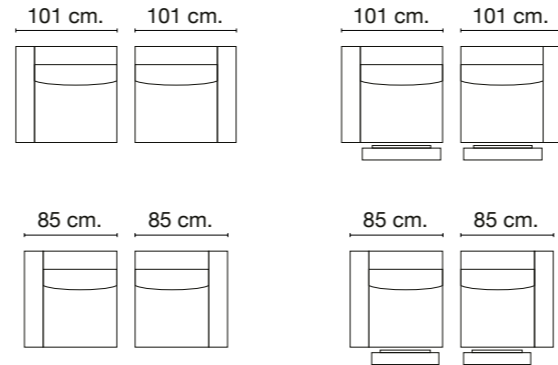
Karmel



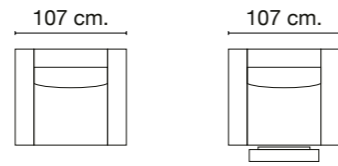
Mod.sin brazo / Mod. without arm / Mod. sans bras



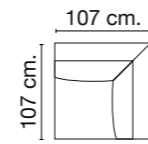
Mod.1 brazo/ Mod. 1 arm/ Mod. 1 bras



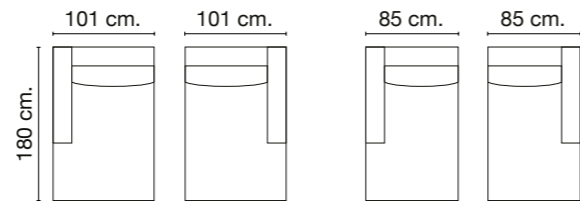
Sillón / Armchair / Fauteuil



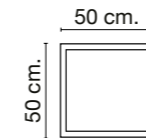
Rincón / Corner / Coin



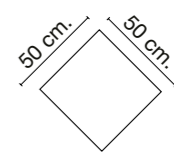
Mod. chaiselongue brazo 135 cm / Mod. chaisel. arm 135 cm / Mod. chaisel. bras 135 cm.



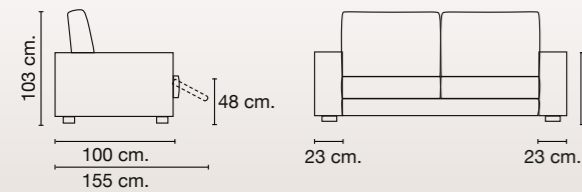
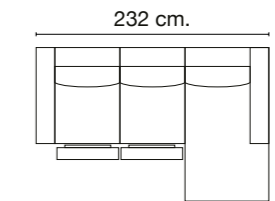
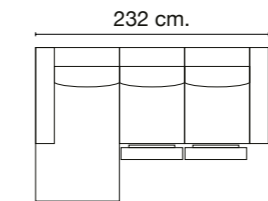
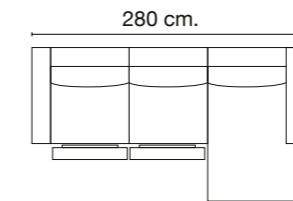
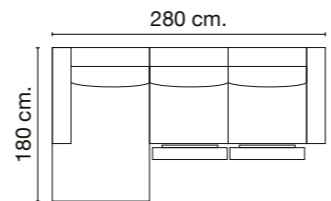
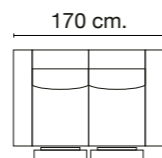
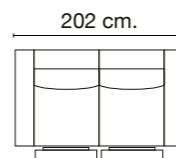
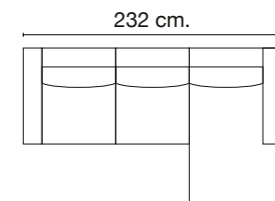
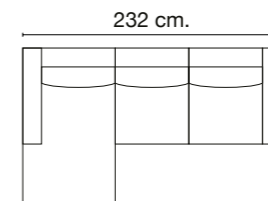
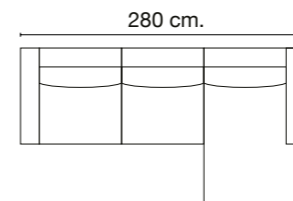
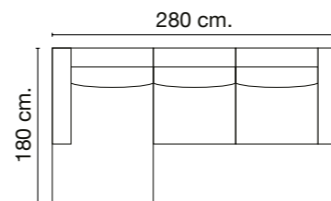
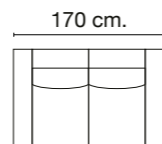
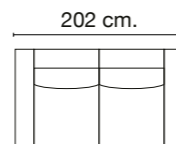
Pouf



Cojines/ Cushions/ Coussins



Composiciones habituales / Common compositions / Compositions courantes



CARACTERÍSTICAS

ARMAZONES

Madera de pino y tablero de partículas.

RELLENOS

Almohadas de asientos: Espuma de poliuretano HR-35 Kg. certificada + fibra 250 grs.

Respaldos: Fibra hueca certificada 7-32 NAN-YA

Almohadas de brazos: Espuma de poliuretano HR-25 Kg. certificada + fibra 250 grs.

MECANISMOS

Relax motorizado eléctrico.

SUSPENSIONES

Respaldos: Cincha italiana de 80 mm. de alta calidad.

Asientos: Muelles zig-zag de gran resistencia.

PATAS

Metálicas: Cromadas TH 14.

DESENFUNDABLES

Almohadas: Respaldos.

DUREZA ASIENTOS: Media.

ELEMENTOS DE SERIE

- No incluye cojines de decoración.
- Brazo de 23 cm.
- Costura de diseño S-00.



TORRESOL